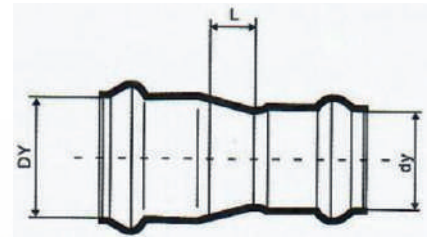
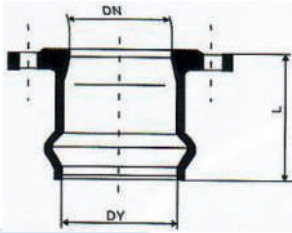
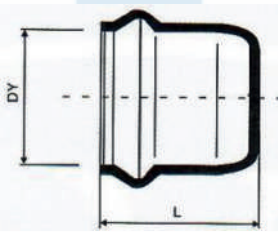


CONE DE REDUCTION A 2 EMBOITEMENTS POUR TUYAUX PVC BRIDE ET BOUCHON A EMBOITEMENT POUR TUYAUX PVC



| DY/DN | L | Kg |
|---------|-----|-------|
| 63/65 | 100 | 4,00 |
| 75/65 | 100 | 4,30 |
| 90/80 | 120 | 4,60 |
| 110/100 | 130 | 5,60 |
| 125/125 | 145 | 7,00 |
| 160/150 | 175 | 10,00 |
| 200/200 | 195 | 15,00 |
| 225/200 | 200 | 16,50 |
| 250/250 | 210 | 25,50 |
| 315/300 | 240 | 35,00 |
| 400/400 | 280 | 54,00 |

| DY/DN | L | Kg |
|---------|-----|-------|
| 75/63 | 50 | 3,00 |
| 90/75 | 55 | 3,66 |
| 110/75 | 90 | 4,80 |
| 110/90 | 90 | 5,00 |
| 160/90 | 120 | 9,00 |
| 160/110 | 100 | 10,50 |
| 200/110 | 130 | 14,00 |
| 200/160 | 130 | 18,00 |
| 225/160 | 110 | 20,00 |
| 225/200 | 110 | 23,00 |
| 250/160 | 135 | 23,00 |
| 250/200 | 130 | 24,00 |
| 250/225 | 120 | 28,00 |
| 315/200 | 130 | 28,50 |
| 315/225 | 130 | 29,00 |
| 315/250 | 135 | 30,00 |
| 400/250 | 200 | 42,00 |
| 400/315 | 260 | 54,00 |



| DY/DN | L | Kg |
|-------|-----|-------|
| 63 | 100 | 2,20 |
| 75 | 100 | 2,30 |
| 90 | 120 | 3,60 |
| 110 | 130 | 5,00 |
| 125 | 155 | 7,00 |
| 160 | 175 | 9,50 |
| 200 | 195 | 12,00 |
| 225 | 200 | 14,50 |
| 250 | 210 | 18,00 |
| 315 | 240 | 29,00 |
| 400 | 280 | 33,00 |

Marque INJEQ®

Normes, Poids et mesures, croquis indicatifs

Dimensions en mm

Nous consulter pour tous diamètre > à 400